

Combi Foam Branchpipe Low / medium SM2 and SM4

Features

- High protection against corrosion
- Low-weight equipment
- Available in 200 Lpm and 400 Lpm flows
- Possibility to switch between low-expansion and medium-expansion during intervention
- Pressure gauge to show water pressure at branchpipe
- Perform with all foams including AFFF-ARC

Description

ASM2 and SM4 branchpipes are designed for firefighting to apply from the same unit both low-expansion and medium-expansion foams.

Low-expansion when applied provide an increased safety by the greater possible distance of application (longer throw length) as well as a higher cooling effect. Medium-expansion foams provide when applied an increased safety during the intervention especially when flammable liquids are involved. Risks of possible re-ignition of flammable liquids are considerably reduced due to the height of foam blanket created. It is also possible to fill small room and to blanket flammable liquids as a preventive measure.

With a combined foam branchpipe it is possible to benefit from the advantages of both types of foam. The change-over from medium- to low-expansion foam is carried out very quickly by moving a lever.

Construction

The combination branchpipe consists of a nozzle assembly with a switch mechanism and two tubes. The inner tube produces low-expansion foam and the outer tube produces the medium-expansion foam. A built-in strainer prevents blockage of the nozzle.

By using stainless steel and tough polyurethane, optimum protection against corrosion is ensured. The nozzle is made of light metal as are the coupling and shut-off valve.

Application

Typical application for those branchpipes are oil and chemical industries, general industry, airports, fire brigades.



FIGURE 1
E000149

Recommended Foam Concentrate

SM2 and SM4 medium-expansion foam branchpipes perform well with fluoroprotein, multipurpose, AFFF, FFFP and ARC foam concentrates.

The foam concentrate used with SM2 and SM4 branchpipes have to be of a suitable type for the risk to be protected (e.g. ARC foam concentrates for water miscible liquid fires).

For more information or regarding specific guidelines please contact your local distributor or email info@skum.com

Technical Data

	SM2	SM4
Water flow	200 Lpm	400 Lpm
Operating pressure	5 bar	
Expansion rate approx.	Low = 15 Medium = 50	
Throw approx.	Low = 20 m Medium = 7 m	Low = 27 m Medium = 8 m
Qty of foam/min approx.	Low = 3 m ³ Medium = 10 m ³	Low = 6 m ³ Medium = 20 m ³
Inlet connection	2" (DN50) female BSP	
Length (with stop valve)	610 mm	665 mm
Max width	250 mm	305 mm
Weight	5.06 kg	7.1 kg

Ordering Information

Please specify the following information:

Part No.	Description
101824012	SM2 Combi Branchpipe
101824018	SM4 Combi Branchpipe

Note: The converted values in this document are provided for dimensional reference only and do not reflect an actual measurement. SKUM and the product names listed in this material are marks and/or registered marks. Unauthorized use is strictly prohibited.

Pressure vs Flow Rate

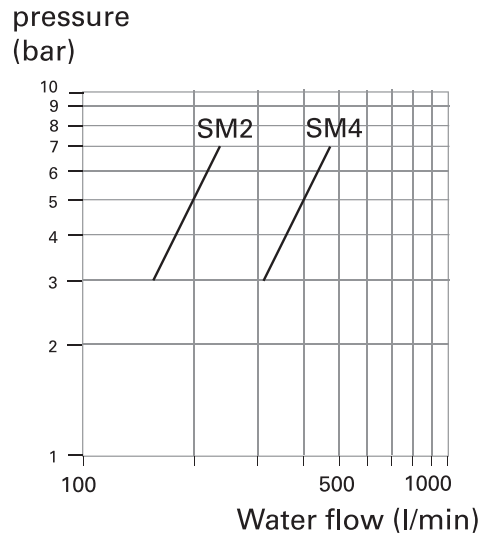


FIGURE 2
E000150

Pressure vs Throw Range

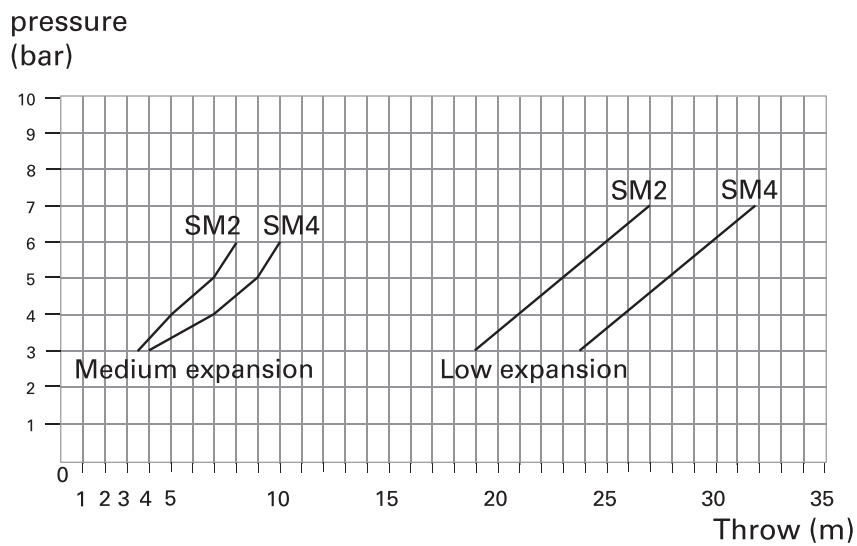


FIGURE 3
E000150

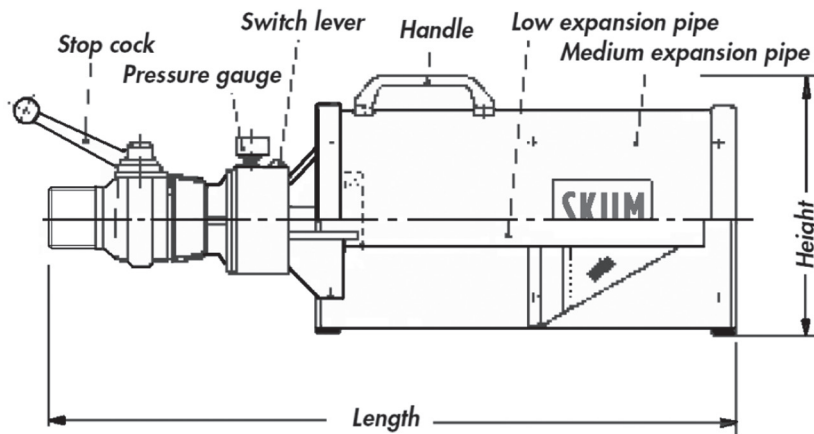


FIGURE 4
E000148